

Ignoring Measurement Error: Convergence¹

STA2053 Fall 2022

¹See last slide for copyright information.

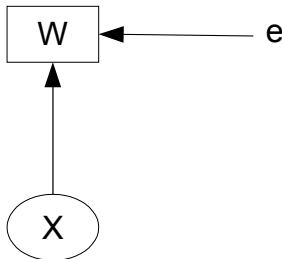
Overview

1 Reliability

2 Measurement Error and Consistency

Additive measurement error

A very simple model



$$W = X + e$$

Where $E(X) = \mu_x$, $E(e) = 0$, $Var(X) = \sigma_x^2$, $Var(e) = \sigma_e^2$, and $Cov(X, e) = 0$.

Variance and Covariance

$$W = X + e$$

$$\begin{aligned} Var(W) &= Var(X) + Var(e) \\ &= \sigma_x^2 + \sigma_e^2 \end{aligned}$$

$$\begin{aligned} Cov(X, W) &= Cov(X, X + e) \\ &= Cov(X, X) + Cov(X, e) \\ &= \sigma_x^2 + 0 \\ &= \sigma_x^2 \end{aligned}$$

Definition of Reliability

Psychometric

Reliability is the squared correlation between the observed variable and the latent variable (true score).

Calculation of Reliability

Squared correlation between observed and true score

$$\begin{aligned}\rho^2 &= \left(\frac{Cov(X, W)}{SD(X)SD(W)} \right)^2 \\ &= \left(\frac{\sigma_x^2}{\sqrt{\sigma_x^2} \sqrt{\sigma_x^2 + \sigma_e^2}} \right)^2 \\ &= \frac{\sigma_x^4}{\sigma_x^2(\sigma_x^2 + \sigma_e^2)} \\ &= \frac{\sigma_x^2}{\sigma_x^2 + \sigma_e^2} \\ &= \frac{Var(X)}{Var(W)}.\end{aligned}$$

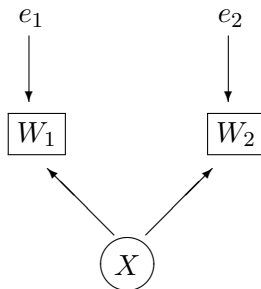
Reliability is the proportion of the variance in the observed variable that comes from the latent variable of interest, and not from random error.

How to estimate reliability from data

- Correlate usual measurement with “Gold Standard?”
- Not very realistic, except maybe for some bio-markers.
- One answer: Measure twice.

Measure twice

Called “equivalent measurements” because error variance is the same



$$W_1 = X + e_1$$

$$W_2 = X + e_2,$$

where $E(X) = \mu_x$, $Var(X) = \sigma_x^2$, $E(e_1) = E(e_2) = 0$,
 $Var(e_1) = Var(e_2) = \sigma_e^2$, and X , e_1 and e_2 are all independent.

Reliability equals the correlation between two equivalent measurements

This is a population correlation

$$\begin{aligned} \text{Corr}(W_1, W_2) &= \frac{\text{Cov}(W_1, W_2)}{SD(W_1)SD(W_2)} \\ &= \frac{\text{Cov}(X + e_1, X + e_2)}{\sqrt{\sigma_x^2 + \sigma_e^2} \sqrt{\sigma_x^2 + \sigma_e^2}} \\ &= \frac{\text{Cov}(X, X) + \text{Cov}(X, e_2) + \text{Cov}(e_1, X) + \text{Cov}(e_1, e_2)}{\sigma_x^2 + \sigma_e^2} \\ &= \frac{\sigma_x^2}{\sigma_x^2 + \sigma_e^2}, \end{aligned}$$

which is the reliability.

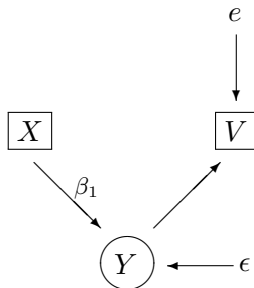
Estimate the reliability: Measure twice for a sample of size n

With a well-chosen time gap

$$\text{Calculate } r = \frac{\sum_{i=1}^n (W_{i1} - \bar{W}_1)(W_{i2} - \bar{W}_2)}{\sqrt{\sum_{i=1}^n (W_{i1} - \bar{W}_1)^2} \sqrt{\sum_{i=1}^n (W_{i2} - \bar{W}_2)^2}}.$$

- Test-retest reliability
- Alternate forms reliability
- Split-half reliability

Measurement error in the response variable only



True model:

$$Y_i = \beta_0 + \beta_1 X_i + \epsilon_i$$

$$V_i = \nu + Y_i + e_i$$

Naive model: $V_i = \beta_0 + \beta_1 X_i + \epsilon_i$

Is $\hat{\beta}_1$ consistent?

Ignoring measurement error in Y

First calculate $Cov(X_i, V_i)$. Under the true model.

$$Y_i = \beta_0 + \beta_1 X_i + \epsilon_i$$

$$V_i = \nu + Y_i + e_i,$$

$$\begin{aligned} Cov(X_i, V_i) &= Cov(X_i, \beta_1 X_i + \epsilon_i) \\ &= \beta_1 \sigma_x^2 \end{aligned}$$

Target of $\hat{\beta}_1$ as $n \rightarrow \infty$

Have $Cov(X_i, V_i) = \beta_1 \sigma_x^2$ and $Var(X_i) = \sigma_x^2$

$$\begin{aligned}\hat{\beta}_1 &= \frac{\sum_{i=1}^n (X_i - \bar{X})(V_i - \bar{V})}{\sum_{i=1}^n (X_i - \bar{X})^2} \\&= \frac{\hat{\sigma}_{x,v}}{\hat{\sigma}_x^2} \\&\xrightarrow{a.s.} \frac{Cov(X_i, V_i)}{Var(X_i)} \\&= \frac{\beta_1 \sigma_x^2}{\sigma_x^2} \\&= \beta_1\end{aligned}$$

Consistent.

Why did it work?

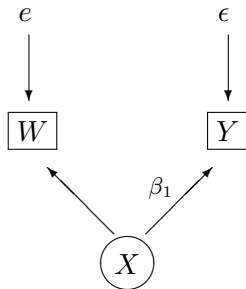
$$\begin{aligned}Y_i &= \beta_0 + \beta_1 X_i + \epsilon_i \\V_i &= \nu + Y_i + e \\&= \nu + (\beta_0 + \beta_1 X_i + \epsilon_i) + e_i \\&= (\nu + \beta_0) + \beta_1 X_i + (\epsilon_i + e_i) \\&= \beta'_0 + \beta_1 X_i + \epsilon'_i\end{aligned}$$

- This is a re-parameterization.
- Most definitely *not* one-to-one.
- (ν, β_0) is absorbed into β'_0 .
- (ϵ_i, e_i) is absorbed into ϵ'_i .
- Can't know everything, but all we care about is β_1 anyway.

Don't Worry

- If a response variable appears to have no measurement error, assume it does have measurement error but the problem has been re-parameterized.
- Measurement error in Y is part of ϵ .

Measurement error in a single explanatory variable



True model:

$$\begin{aligned} Y_i &= \beta_0 + \beta_1 X_i + \epsilon_i \\ W_i &= X_i + e_i, \end{aligned}$$

Naive model: $Y_i = \beta_0 + \beta_1 W_i + \epsilon_i$

Target of $\hat{\beta}_1$ as $n \rightarrow \infty$

$$Y_i = \beta_0 + \beta_1 X_i + \epsilon_i \text{ and } W_i = X_i + e_i$$

$$\text{Have } Cov(W_i, Y_i) = \beta_1 \sigma_x^2 \text{ and } Var(W_i) = \sigma_x^2 + \sigma_e^2$$

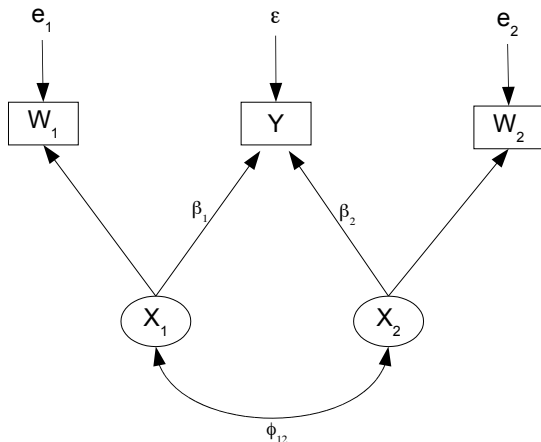
$$\begin{aligned}\hat{\beta}_1 &= \frac{\sum_{i=1}^n (W_i - \bar{W})(Y_i - \bar{Y})}{\sum_{i=1}^n (W_i - \bar{W})^2} \\ &= \frac{\hat{\sigma}_{w,y}}{\hat{\sigma}_w^2} \\ &\xrightarrow{a.s.} \frac{Cov(W, Y)}{Var(W)} = \frac{\beta_1 \sigma_x^2}{\sigma_x^2 + \sigma_e^2} \\ &= \beta_1 \left(\frac{\sigma_x^2}{\sigma_x^2 + \sigma_e^2} \right)\end{aligned}$$

$$\widehat{\beta}_1 \xrightarrow{a.s.} \beta_1 \left(\frac{\sigma_x^2}{\sigma_x^2 + \sigma_e^2} \right)$$

$$W_i = X_i + e_i$$

- $\widehat{\beta}_1$ converges to β times the reliability of W_i .
- It's inconsistent.
- Because the reliability is less than one, it's asymptotically biased toward zero.
- The worse the measurement of X_i , the more the asymptotic bias.
- Sometimes called “attenuation” (weakening).
- If a good estimate of reliability is available from another source, one can “correct for attenuation.”
- When $H_0 : \beta_1 = 0$ is true, no problem.
- False sense of security?

Measurement error in two explanatory variables



Want to assess the relationship of X_2 to Y controlling for X_1 by testing $H_0 : \beta_2 = 0$.

Statement of the model

Independently for $i = 1, \dots, n$

$$\begin{aligned}Y_i &= \beta_0 + \beta_1 X_{i,1} + \beta_2 X_{i,2} + \epsilon_i \\W_{i,1} &= X_{i,1} + e_{i,1} \\W_{i,2} &= X_{i,2} + e_{i,2},\end{aligned}$$

where

$$E(X_{i,1}) = \mu_1, E(X_{i,2}) = \mu_2, E(\epsilon_i) = E(e_{i,1}) = E(e_{i,2}) = 0,$$

$$\text{Var}(\epsilon_i) = \psi, \text{Var}(e_{i,1}) = \omega_1, \text{Var}(e_{i,2}) = \omega_2,$$

The errors $\epsilon_i, e_{i,1}$ and $e_{i,2}$ are all independent,

$X_{i,1}$ and $X_{i,2}$ are independent of $\epsilon_i, e_{i,1}$ and $e_{i,2}$, and

$$\text{cov} \begin{pmatrix} X_{i,1} \\ X_{i,2} \end{pmatrix} = \begin{pmatrix} \phi_{11} & \phi_{12} \\ \phi_{12} & \phi_{22} \end{pmatrix}.$$

Note

- Reliability of W_1 is $\frac{\phi_{11}}{\phi_{11} + \omega_1}$.
- Reliability of W_2 is $\frac{\phi_{22}}{\phi_{22} + \omega_2}$.

True Model versus Naive Model

True model:

$$\begin{aligned}Y_i &= \beta_0 + \beta_1 X_{i,1} + \beta_2 X_{i,2} + \epsilon_i \\W_{i,1} &= X_{i,1} + e_{i,1} \\W_{i,2} &= X_{i,2} + e_{i,2},\end{aligned}$$

Naive model: $Y_i = \beta_0 + \beta_1 W_{i,1} + \beta_2 W_{i,2} + \epsilon_i$

- Fit the naive model.
- See what happens to $\hat{\beta}_2$ as $n \rightarrow \infty$ when the true model holds.
- Start by calculating $cov(\mathbf{d}_i)$.

Covariance matrix of the observable data

$$\begin{aligned}
 \Sigma &= cov \begin{pmatrix} W_{i,1} \\ W_{i,2} \\ Y_i \end{pmatrix} \\
 &= \begin{pmatrix} \omega_1 + \phi_{11} & \phi_{12} & \beta_1 \phi_{11} + \beta_2 \phi_{12} \\ \phi_{12} & \omega_2 + \phi_{22} & \beta_1 \phi_{12} + \beta_2 \phi_{22} \\ \beta_1 \phi_{11} + \beta_2 \phi_{12} & \beta_1 \phi_{12} + \beta_2 \phi_{22} & \beta_1^2 \phi_{11} + 2 \beta_1 \beta_2 \phi_{12} + \beta_2^2 \phi_{22} + \psi \end{pmatrix}
 \end{aligned}$$

What happens to $\hat{\beta}_2$ as $n \rightarrow \infty$?

Interested in $H_0 : \beta_2 = 0$

$$\begin{aligned}
 \hat{\beta}_2 &= \frac{\hat{\sigma}_{11}\hat{\sigma}_{23} - \hat{\sigma}_{12}\hat{\sigma}_{13}}{\hat{\sigma}_{11}\hat{\sigma}_{22} - \hat{\sigma}_{12}^2} \\
 &\xrightarrow{a.s.} \frac{\sigma_{11}\sigma_{23} - \sigma_{12}\sigma_{13}}{\sigma_{11}\sigma_{22} - \sigma_{12}^2} \\
 &= \frac{\beta_1\omega_1\phi_{12} + \beta_2(\omega_1\phi_{22} + \phi_{11}\phi_{22} - \phi_{12}^2)}{(\phi_{1,1} + \omega_1)(\phi_{2,2} + \omega_2) - \phi_{12}^2} \\
 &\neq \beta_2
 \end{aligned}$$

Inconsistent.

When $H_0 : \beta_2 = 0$ is true

$$\hat{\beta}_2 \xrightarrow{a.s.} \frac{\beta_1 \omega_1 \phi_{12}}{(\phi_{1,1} + \omega_1)(\phi_{2,2} + \omega_2) - \phi_{12}^2}$$

So $\hat{\beta}_2$ goes to the wrong target unless

- There is no relationship between X_1 and Y , or
- There is no measurement error in W_1 , or
- There is no correlation between X_1 and X_2 .

Also, t statistic goes to plus or minus ∞ and the p -value $\xrightarrow{a.s.} 0$.
Remember, H_0 is true.

Copyright Information

This slide show was prepared by **Jerry Brunner**, Department of Statistics, University of Toronto. It is licensed under a **Creative Commons Attribution - ShareAlike 3.0 Unported License**. Use any part of it as you like and share the result freely. The L^AT_EX source code is available from the course website:
<http://www.utstat.toronto.edu/brunner/oldclass/2053f22>